

SNNADX / S-Network North American Disruptor Index

Index fact sheet as of April 30, 2024

SNNADX Facts

Ticker

Price Return: SNNADX

Total Return: SNNADXT

Index Launch

January 30, 2018

Base Value

1,000 on January 30, 2018

Index Calculation

Every fifteen (15) seconds

Reconstitution Dates

Every 3rd Friday of March, June, September and December

Rebalancing Dates

Every 3rd Friday of March, June, September and December

Index Rules

Available at vettafi.com

Portfolio Characteristics

Number of Companies: 168

Company Size by Market Capitalization (millions):

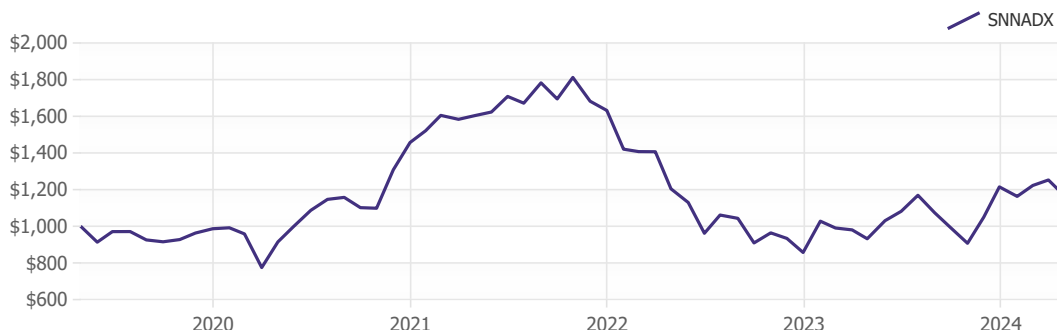
Average: \$7,580
Median: \$2,934
Largest: \$49,111
Smallest: \$40

Performance Data

3 Month: -0.3%
6 Month: 27.8%
YTD: -4.5%
1 Year: 24.5%
Annualized 3 Year: -10.2%
Annualized 5 Year: 3.0%
Standard Deviation: 29.5%
Sharpe Ratio: 0.21

The S-Network North American Disruptor Index is an index of small to mid-cap stocks listed on North American stock exchanges that are materially engaged in the field of disruptive technologies, including artificial intelligence, blockchain, cybersecurity, financial technology, internet of things and robotics. The index includes both companies that provide disruptive technologies and companies that use disruptive technologies.

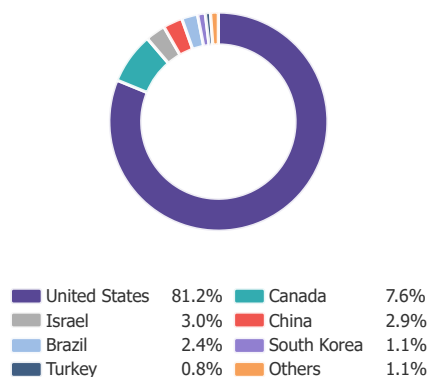
Performance of \$1,000 invested



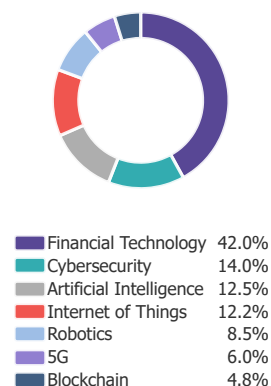
Top 10 Constituents

Company Name	Sector	Ticker	Index Weight
Alarum Technologies Ltd	Cybersecurity	ALAR	1.2%
Ouster Inc	Artificial Intelligence	OUST	1.0%
Nuvei Corp.	Financial Technology	NVEI	0.9%
Impinj Inc	Internet of Things	PI	0.9%
Propel Holdings Inc	Financial Technology	PRL CN	0.8%
Turkcell Iletisim Hizmetleri AS	5G	TKC	0.8%
Lendingtree Inc	Financial Technology	TREE	0.7%
Envestnet Inc	Financial Technology	ENV	0.7%
The Real Brokerage Inc	Financial Technology	REAX	0.7%
Virtu Financial Inc	Financial Technology	VIRT	0.7%
Total:			8.6%

Country Weightings



Sector Weightings



VettaFi, a data, analytics, and thought leadership company, is transforming financial services from an industry to a community — one relationship at a time. In addition to providing interactive online tools and research, VettaFi offers asset managers an array of indexing and digital distribution solutions to innovate and scale their businesses. With billions in assets benchmarked to its indices — and more than 200 customers globally — asset managers look to VettaFi for benchmarks and best-in-class index solutions. VettaFi owns and administers S-Network Global indexes.

It is not possible to invest directly in an index. Index performance does not reflect the deduction of any fees or expenses. VettaFi does not sponsor, endorse, sell, or promote any investment product linked to or based on the S-Network North American Disruptor Index. Performance is provided on a total-return basis. Correlation is based on monthly data over the trailing 60 month period. Percentage of positive months, standard deviation, value of \$1,000, and Sharpe ratio comparisons are based on monthly data over the trailing 60 month period. The S-Network North American Disruptor Index is the exclusive property of VettaFi, which shall have no liability for any errors or omissions in calculating the Index.