

SN1000G / S-Network US Equity Large/Mid-Cap Growth Index

Index fact sheet as of April 30, 2024

SN1000G Facts

Ticker

Price Return: SN1000G

Total Return: SN1000GT

Net Total Return: SN1000GN

Index Launch

June 22, 2015

Base Value

1,000 on June 17, 2005

Index Calculation

Every fifteen (15) seconds

Reconstitution Dates

Every 3rd Friday of June and
December

Rebalancing Dates

Every 3rd Friday of March, June,
September and December

Index Rules

Available at vettafi.com

Portfolio Characteristics

Number of Companies: 695

Company Size by Market
Capitalization (millions):

Average: \$54,328

Median: \$14,765

Largest: \$2,892,892

Smallest: \$2,130

Performance Data

3 Month: 4.0%

6 Month: 21.6%

YTD: 6.1%

1 Year: 26.1%

Annualized 3 Year: 6.3%

Annualized 5 Year: 14.6%

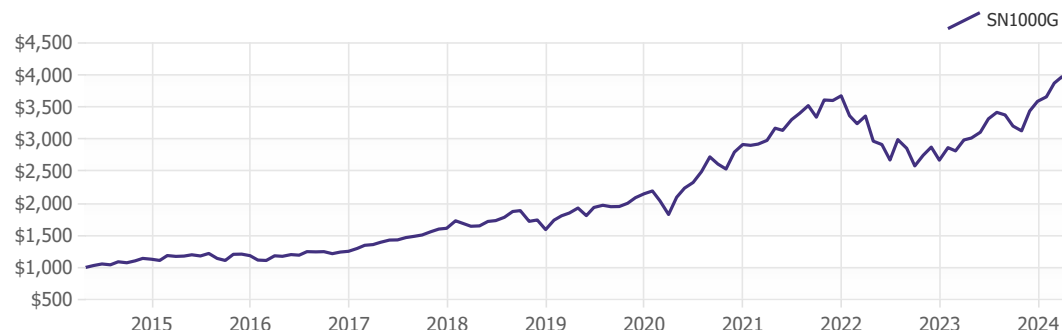
Annualized 10 Year: 14.3%

Standard Deviation: 16.6%

Sharpe Ratio: 0.86

The S-Network US Style Indexes and the VettaFi US Style Indexes are families of indexes designed to measure the performance of portfolios exposed to a Growth or Value Style. The S-Network US Equity Large/Mid-Cap Growth Index represents large- and mid-capitalization US stocks that are constituents of SN1000 and maintain certain characteristics associated with "growth" stocks.


Performance of \$1,000 invested



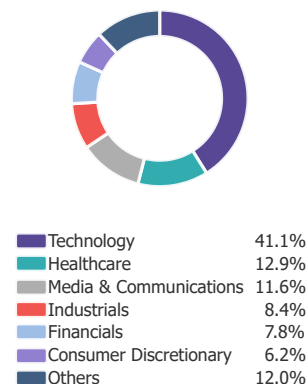
Top 10 Constituents

Company Name	Sector	Ticker	Index Weight
Microsoft Corporation	Technology	MSFT	9.4%
Apple Inc.	Technology	AAPL	8.7%
NVIDIA Corp.	Technology	NVDA	6.9%
Alphabet Inc.	Media & Communications	GOOGL	6.0%
Meta Platforms Inc	Media & Communications	META	3.1%
Eli Lilly & Co.	Healthcare	LLY	2.2%
Broadcom Inc	Technology	AVGO	2.0%
Tesla Inc	Consumer Discretionary	TSLA	1.7%
Exxon Mobil Corp.	Energy	XOM	1.6%
Visa Inc	Financials	V	1.4%
Total:			43.0%

Market Capitalization



Sector Weightings



VettaFi, a data, analytics, and thought leadership company, is transforming financial services from an industry to a community — one relationship at a time. In addition to providing interactive online tools and research, VettaFi offers asset managers an array of indexing and digital distribution solutions to innovate and scale their businesses. With billions in assets benchmarked to its indices — and more than 200 customers globally — asset managers look to VettaFi for benchmarks and best-in-class index solutions. VettaFi owns and administers S-Network Global indexes.

It is not possible to invest directly in an index. Index performance does not reflect the deduction of any fees or expenses. VettaFi does not sponsor, endorse, sell, or promote any investment product linked to or based on the S-Network US Equity Large/Mid-Cap Growth Index. Performance is provided on a total-return basis. Correlation is based on monthly data over the trailing 120 month period. Percentage of positive months, standard deviation, value of \$1,000, and Sharpe ratio comparisons are based on monthly data over the trailing 120 month period. The S-Network US Equity Large/Mid-Cap Growth Index is the exclusive property of VettaFi, which shall have no liability for any errors or omissions in calculating the Index.