

STREAM / S-Network Streaming & Gaming Index

Index fact sheet as of April 30, 2024

STREAM Facts

Ticker

Price Return: STREAM

Total Return: STREAMT

Net Total Return: STREAMN

Index Launch

April 30, 2021

Base Value

1,000 on January 19, 2018

Index Calculation

Every fifteen (15) seconds

Reconstitution Dates

Every 3rd Friday of March, June, September and December

Rebalancing Dates

Every 3rd Friday of March, June, September and December

Index Rules

Available at vettafi.com

Portfolio Characteristics

Number of Companies: 45

Company Size by Market Capitalization (millions):

Average: \$89,924

Median: \$10,774

Largest: \$2,160,050

Smallest: \$425

Performance Data

3 Month: -0.7%

6 Month: 19.2%

YTD: 1.0%

1 Year: 17.8%

Annualized 3 Year: -7.1%

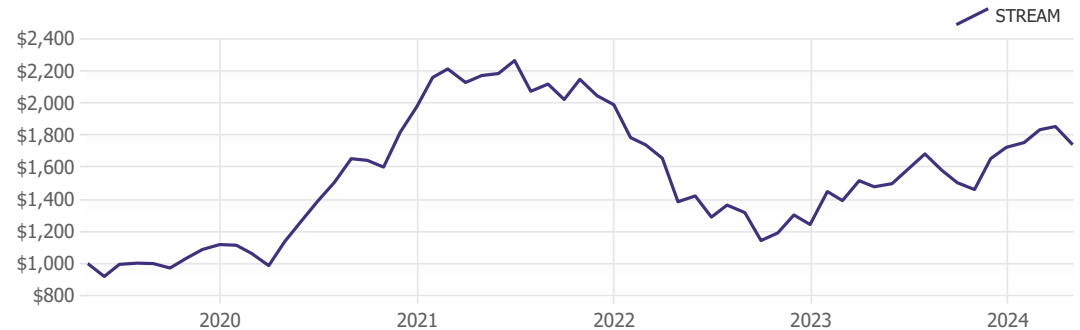
Annualized 5 Year: 11.7%

Standard Deviation: 24.7%

Sharpe Ratio: 0.53

Designed to include companies engaged in online services related to gaming and content streaming that enable remote users to access online content; publish online content; participate in prospective wagering; spectate or participate in competitive video gaming; and/or provide products, services and technology that are necessary for the streaming and gaming industries.

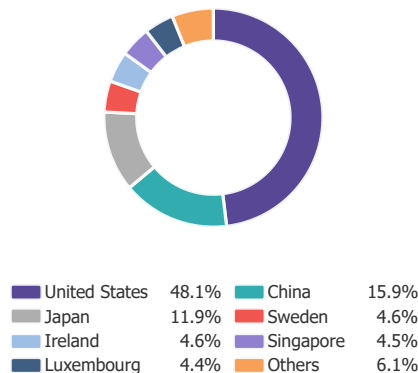
Performance of \$1,000 invested



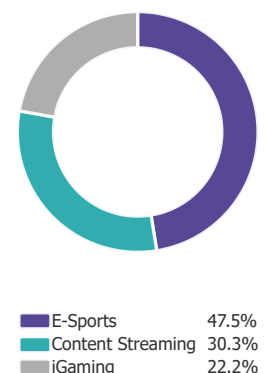
Top 10 Constituents

Company Name	Sector	Ticker	Index Weight
Tencent Holdings Ltd.	E-Sports	700 HK	5.2%
Sony Group Corp.	E-Sports	6758 JP	4.7%
Electronic Arts Inc.	E-Sports	EA	4.6%
Nintendo Co Ltd.	E-Sports	7974 JP	4.6%
Flutter Entertainment PLC	iGaming	FLTR LN	4.6%
NetEase Inc.	E-Sports	NTES	4.5%
JOYY Inc.	Content Streaming	YY	4.5%
NVIDIA Corp.	E-Sports	NVDA	4.5%
Walt Disney Company	Content Streaming	DIS	4.5%
Advanced Micro Devices Inc.	E-Sports	AMD	4.4%
Total:			46.1%

Country Weightings



Sector Weightings



VettaFi, a data, analytics, and thought leadership company, is transforming financial services from an industry to a community — one relationship at a time. In addition to providing interactive online tools and research, VettaFi offers asset managers an array of indexing and digital distribution solutions to innovate and scale their businesses. With billions in assets benchmarked to its indices — and more than 200 customers globally — asset managers look to VettaFi for benchmarks and best-in-class index solutions. VettaFi owns and administers S-Network Global indexes.

It is not possible to invest directly in an index. Index performance does not reflect the deduction of any fees or expenses. VettaFi does not sponsor, endorse, sell, or promote any investment product linked to or based on the S-Network Streaming & Gaming Index. Performance is provided on a total-return basis. Correlation is based on monthly data over the trailing 60 month period. Percentage of positive months, standard deviation, value of \$1,000, and Sharpe ratio comparisons are based on monthly data over the trailing 60 month period. The S-Network Streaming & Gaming Index is the exclusive property of VettaFi, which shall have no liability for any errors or omissions in calculating the Index.