

# VFCDTL / VettaFi Canada Technology Capped Index

Index fact sheet as of April 30, 2024

## VFCDTL Facts

### Ticker

Price Return: VFCDTL  
Total Return: VFCDTLG  
Net Total Return: VFCDTLN

### Index Launch

January 31, 2024

### Base Value

1,000 on December 15, 2000

### Index Calculation

Every fifteen (15) seconds

### Reconstitution Dates

Every 3rd Friday of March and  
September

### Rebalancing Dates

Every 3rd Friday of March, June,  
September and December

### Index Rules

Available at [vetafi.com](https://vetafi.com)

## Portfolio Characteristics

Number of Companies: 13

Company Size by Market  
Capitalization (millions):

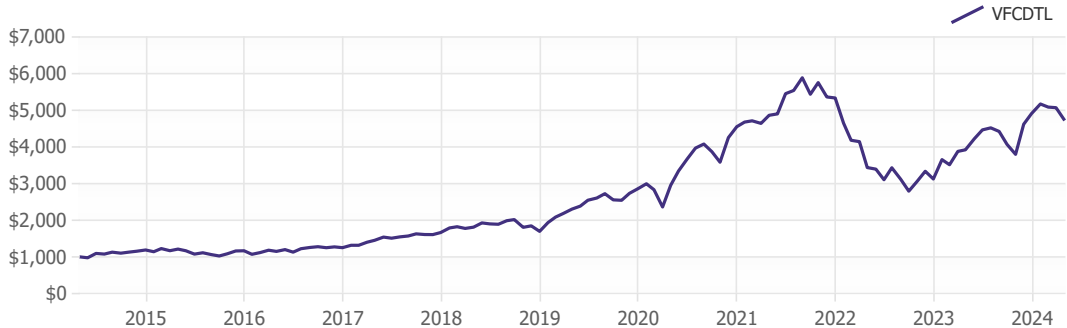
Average: \$15,390  
Median: \$5,154  
Largest: \$84,796  
Smallest: \$1,048

## Performance Data

3 Month: -8.7%  
6 Month: 24.3%  
YTD: -3.8%  
1 Year: 20.4%  
Annualized 3 Year: -1.0%  
Annualized 5 Year: 15.4%  
Annualized 10 Year: 16.8%  
Standard Deviation: 24.5%  
Sharpe Ratio: 0.73

The VettaFi Canada Extended Market Index Family is a float market cap weighted index family targeting 95% of the Canadian market. The capped sector indexes are sector indexes within the Canada Extended Market Index with an individual 25% constituent market cap. The VettaFi Canada Technology Capped Index represents technology sector.

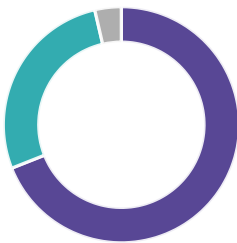
## Performance of \$1,000 invested



## Top 10 Constituents

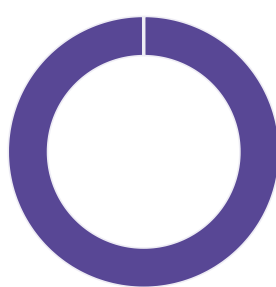
Company Name	Sector	Ticker	Index Weight
Shopify Inc	Technology	SHOP	25.6%
Constellation Software Inc.	Technology	CSU CN	24.8%
CGI Inc	Technology	GIB/A CN	18.7%
Open Text Corp	Technology	OTEX CN	8.5%
Descartes Systems Group Inc.	Technology	DSGX	7.1%
Celestica Inc.	Technology	CLS	4.6%
Topicus Com Inc	Technology	TOI CN	3.0%
Kinaxis Inc	Technology	KXS CN	2.7%
Lightspeed Commerce Inc	Technology	LSPD	1.6%
BlackBerry Ltd.	Technology	BB	1.4%
Total:			97.8%

## Market Capitalization



Large-Cap 69.0%  
Mid-Cap 27.4%  
Small-Cap 3.6%

## Sector Weightings



Technology 100.0%

VettaFi, a data, analytics, and thought leadership company, is transforming financial services from an industry to a community — one relationship at a time. In addition to providing interactive online tools and research, VettaFi offers asset managers an array of indexing and digital distribution solutions to innovate and scale their businesses. With billions in assets benchmarked to its indices — and more than 200 customers globally — asset managers look to VettaFi for benchmarks and best-in-class index solutions.

It is not possible to invest directly in an index. Index performance does not reflect the deduction of any fees or expenses. VettaFi does not sponsor, endorse, sell, or promote any investment product linked to or based on the VettaFi Canada Technology Capped Index. Performance is provided on a total-return basis. Correlation is based on monthly data over the trailing 120 month period. Percentage of positive months, standard deviation, value of \$1,000, and Sharpe ratio comparisons are based on monthly data over the trailing 120 month period. The VettaFi Canada Technology Capped Index is the exclusive property of VettaFi, which shall have no liability for any errors or omissions in calculating the Index.