

VFIE / VettaFi Ireland Large/Mid Cap Index

Index fact sheet as of April 30, 2024

VFIE Facts

Ticker

Price Return: VFIE
Total Return: VFIEG
Net Total Return: VFIEI

Index Launch

October 02, 2023

Base Value

1,000 on December 15, 2000

Index Calculation

Every fifteen (15) seconds

Reconstitution Dates

Every 3rd Friday of March and
September

Rebalancing Dates

Every 3rd Friday of March, June,
September and December

Index Rules

Available at vettafi.com

Portfolio Characteristics

Number of Companies: 9

Company Size by Market
Capitalization (millions):

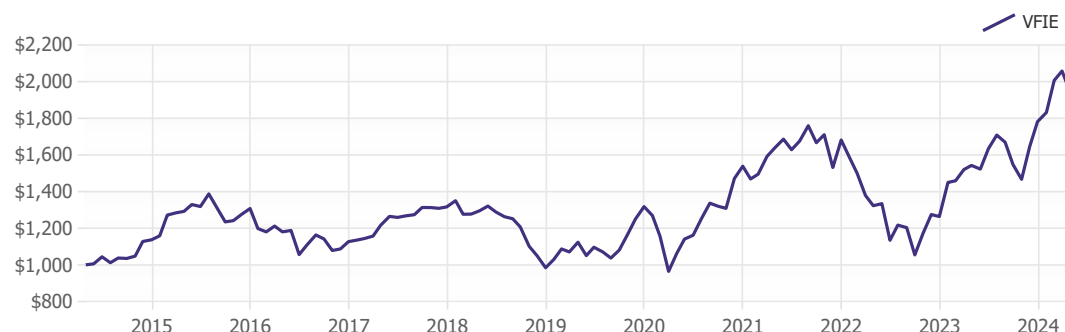
Average: \$22,598
Median: \$16,424
Largest: \$53,447
Smallest: \$11,319

Performance Data

3 Month: 5.7%
6 Month: 31.9%
YTD: 8.6%
1 Year: 25.4%
Annualized 3 Year: 5.7%
Annualized 5 Year: 11.5%
Annualized 10 Year: 6.8%
Standard Deviation: 19.7%
Sharpe Ratio: 0.41

The VettaFi Developed World Equity Index Family is an index family designed to provide accurate coverage of developed markets. The regional indexes are a composite of their constituent country indexes. The index family is float-market cap weighted and targets each of its countries large midcap market cap space. The VettaFi Ireland Large/Mid Cap Index represents the large- and mid-capitalization Ireland stocks.

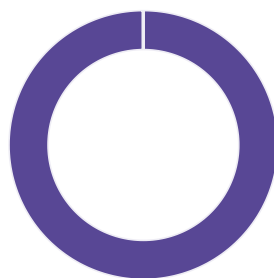
Performance of \$1,000 invested



Top 10 Constituents

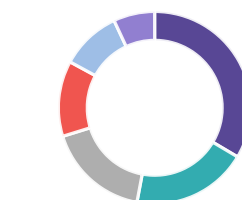
Company Name	Sector	Ticker	Index Weight
CRH PLC	Materials	CRH	27.6%
Flutter Entertainment PLC	Consumer Discretionary	FLTR LN	17.3%
ICON PLC	Healthcare	ICLR	12.7%
Ryanair Holdings PLC	Industrials		12.3%
Kingspan Group PLC	Industrials		7.2%
Kerry Group PLC	Consumer Staples		6.9%
Bank of Ireland Group PLC	Financials		5.9%
Smurfit Kappa Group Public Limited	Materials		5.9%
AIB Group PLC	Financials		4.3%
Total:			100.0%

Market Capitalization



Large-Cap 100.0%

Sector Weightings



Materials 33.5%
Industrials 19.5%
Consumer Discretionary 17.3%
Healthcare 12.7%
Financials 10.2%
Consumer Staples 6.9%

VettaFi, a data, analytics, and thought leadership company, is transforming financial services from an industry to a community — one relationship at a time. In addition to providing interactive online tools and research, VettaFi offers asset managers an array of indexing and digital distribution solutions to innovate and scale their businesses. With billions in assets benchmarked to its indices — and more than 200 customers globally — asset managers look to VettaFi for benchmarks and best-in-class index solutions.

It is not possible to invest directly in an index. Index performance does not reflect the deduction of any fees or expenses. VettaFi does not sponsor, endorse, sell, or promote any investment product linked to or based on the VettaFi Ireland Large/Mid Cap Index. Performance is provided on a total-return basis. Correlation is based on monthly data over the trailing 120 month period. Percentage of positive months, standard deviation, value of \$1,000, and Sharpe ratio comparisons are based on monthly data over the trailing 120 month period. The VettaFi Ireland Large/Mid Cap Index is the exclusive property of VettaFi, which shall have no liability for any errors or omissions in calculating the Index.